



COOKERS, FIRES AND STOVES



2025
—
2026

Designed to work beautifully

Oil | Pellet | Wood | Multi Fuel | Electric



Waterford  Stanley



ALL OUR STOVES ARE 100% ECODESIGN



WHAT DOES ECODESIGN* MEAN?



EFFICIENCY

- All our stoves have an efficiency rating over 75%
- Some solid fuel/wood stoves as high as 82%
- Stanley SOLIS Pellet Stoves 95%+ efficient
- 3 times more efficient than an open fire
- More efficient and cleaner than older stoves



SUSTAINABILITY

- Reduction of:
 - CO (Carbon Monoxide)
 - Organic Gaseous Compounds (OGC)
 - Nitrogen Oxides (NOx)
- More stringent testing
- Reduction of emissions into the atmosphere
- Cleaner than open fires and older stoves



SAFETY

- Reduction of particulate matter into the atmosphere
- Improving air quality
- Making them safer to burn



Based on the emission reductions and new requirements, Ecodesign will significantly improve air quality and help the environment. From January 2022 on consumers can only buy Ecodesign stoves.

* COMMISSION REGULATION (EU) 2015/1185. Directive 2009/125/EC

Waterford Stanley Innovation

Waterford Stanley



Waterford Stanley
Residential

 **THE MIDDLEBY CORPORATION**

Stanley stoves and range cookers have provided heating and cooking to generations of Irish homes dating back to our first range cooker built in 1936.

Waterford Stanley – Part of Middleby Residential

Middleby Residential is a collection of premier international consumer brands dedicated to manufacturing and distributing many of the best known and loved kitchen appliances and interior furnishings in the world.

Stanley, AGA, Rangemaster, Rayburn, Falcon, Mercury, La Cornue, Novy, Kamado Joe, Masterbuilt, Char-Griller and DeliVita are just some of the brands under the Middleby brand. Waterford Stanley distribute Middleby Residential brands on the Island of Ireland.

Product Portfolio

Our product portfolio includes electric, wood, multifuel and pellet stoves, Air to Water Heat Pumps and Underfloor Heating, as well as built-in appliances including hobs, ovens, dishwashers, microwaves, refrigeration and outdoor cooking. We also offer a comprehensive and stunning range of cookers from Stanley, Rangemaster, AGA, Rayburn, Falcon, Mercury and La Cornue.

Our Heritage

Also available from
Waterford Stanley



Stanley ARGON

Wall Hung Electric Fires

Add luxury to any room with a minimum of effort. The ARGON coloured flame and wood log feature is a beautiful thing to behold and creates a stunning focal point in any room. Freedom to place in any room in your home.

FEATURES

- › Output: Flame only, 1kW and 2kW options
- › Wall Mounted full width glass front
- › Variable flame effect with no heat setting
- › New and Improved with 8 piece logset, realistic fire bed plus new lights and back glass material
- › Manual, WIFI and Remote Control
- › 24 Hour – 7 Day Timer
- › Thermostatically Controlled with Open Window Function
- › Can be recessed to 58mm for compact installation


DIMENSIONS



90cm



110cm



140cm

BENEFITS

- › Installation has never been easier – All you need is the wall space and a 3 pin socket
- › Create your own style. You can wall mount or recess your ARGON fire using kits provided. The unit may be recessed to 58mm for compact installation
- › Range of sizes to suit everyone's needs - 90cm, 110cm, and 140cm
- › New and Improved Flame picture - 8 piece logset, realistic fire bed of orange pebbles and flakes plus additional lights and back glass material
- › Open Window Function - The Open Window function when selected will ensure that the heating function on the unit turns off in a situation where a window is left open
- › 2 year parts and labour warranty
- › Controllable from your phone, remote or electric fire



ELECTRIC HEATER



REMOTE OPERATION



VARIABLE FLAME EFFECT



FULLY REMOTE CONTROLLED



WIFI ENABLED

SCAN THE CODE FOR MORE INFORMATION



Stanley ARGON

Built In Electric Fires

Add luxury to any room with a minimum of effort. The ARGON coloured flame and wood log feature is a beautiful thing to behold and creates a stunning focal point in any room. Freedom to place in any room in your home.

FEATURES

- Output: Flame only, 1kW and 2kW options
- Built-in with steel frame optional
- Variable flame effect with no heat setting
- New and Improved with 8 piece logset, realistic fire bed plus new lights and back glass material
- Manual, WIFI and Remote Control
- 24 Hour – 7 Day Timer
- Thermostatically Controlled with Open Window Function

DIMENSIONS



BENEFITS

- Installation has never been easier – All you need is the wall space and a 3 pin socket
- Available in 2 sizes – 100cm and 125cm
- New and Improved Flame picture - 8 piece logset, realistic fire bed of orange pebbles and flakes plus additional lights and back glass material
- Open Window Function - The Open Window function when selected will ensure that the heating function on the unit turns off in a situation where a window is left open
- 2 year parts and labour warranty
- Controllable from your phone, remote or electric fire



FULLY REMOTE
CONTROLLED



WIFI ENABLED

SCAN THE CODE FOR
MORE INFORMATION



Stanley ARGON Built in Two & Three Sided Fire

Viewable from all sides, the Stanley ARGON two and three sided electric fires add a stunning focal point to any room. Available in 100cm and 125cm widths, the ARGON electric fire can be installed in a chimney style effect, or an angled wall creating a striking feature with realistic flames, wood and embers.

FEATURES

- › Output: Flame only, 1kW and 2kW options
- › Can be installed as two or 3 sided option
- › Variable flame effect with no heat setting
- › New and Improved with 8 piece logset, realistic fire bed plus new lights and back glass material
- › Manual, WIFI and Remote Control
- › 24 Hour – 7 Day Timer
- › Thermostatically Controlled with Open Window Function

DIMENSIONS



BENEFITS

- › Installation has never been easier – All you need is the wall space and a 3 pin socket
- › Available in 2 sizes – 100cm and 125cm
- › New and Improved Flame picture - 8 piece logset, realistic fire bed of orange pebbles and flakes plus additional lights and back glass material
- › Open Window Function - The Open Window function when selected will ensure that the heating function on the unit turns off in a situation where a window is left open
- › 2 year parts and labour warranty
- › Controllable from your phone, remote or electric fire



ELECTRIC
HEATER



REMOTE
OPERATION



VARIABLE
FLAME EFFECT



FULLY REMOTE
CONTROLLED



WIFI ENABLED

SCAN THE CODE FOR
MORE INFORMATION



See product page QR Code for manual with detailed dimension drawings. All images shown are for illustration purposes only. Actual product may vary due to product enhancement. Waterford Stanley reserve the right to change product images and specification without notice.

Stanley ARGON Cube

Wall Hung, Insert and Stove

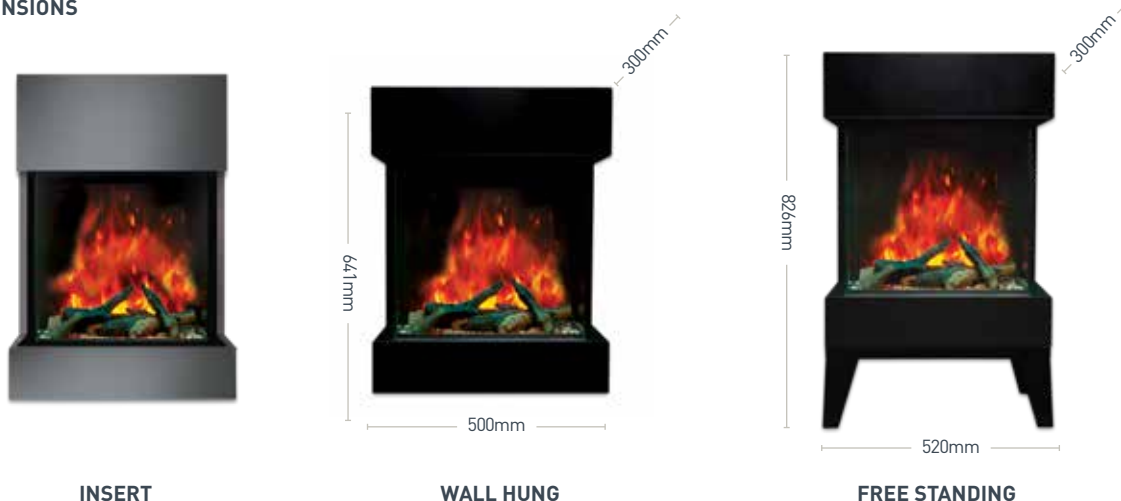
The stylish Stanley ARGON three sided electric Cube stove and insert offer a little bit something different in the electric fire range. The stunning flame presentation and unique media options can now be viewed from almost any angle through 3 sides of glass viewing area.

With three distinct styles to choose from; freestanding, wall hung or built-in, the Stanley ARGON Cube is perfect for any space, indoors or outdoors, including bathrooms.

FEATURES

- › Available in Wall Hung and Freestanding Model
- › 1kw – 2kW Output / No Heat Option
- › Log Effect with Variable Flame Option: Red/Blue/Yellow
- › Manual, WIFI and Remote Control
- › 24 Hour – 7 Day thermostatically Controlled
- › Open Window Function

DIMENSIONS



BENEFITS

- › Installation has never been easier – All you need is a fireplace and a 3 pin socket
- › Controllability at your fingertips - Remote Control
- › Fits into standard fireplace opening - 16" or 18"
- › Easy to install - Simply plug and play
- › 2 year parts and labour warranty
- › Controllable from your phone, remote or electric fire



**ELECTRIC
HEATER**



**REMOTE
OPERATION**



**VARIABLE
FLAME EFFECT**



**FULLY REMOTE
CONTROLLED**



WIFI ENABLED

SCAN THE CODE FOR
MORE INFORMATION



See product page QR Code for manual with detailed dimension drawings. All images shown are for illustration purposes only. Actual product may vary due to product enhancement. Waterford Stanley reserve the right to change product images and specification without notice.

Feel the warmth

“ It's homely, it's cosy and it's inviting. I find the Cara Glass therapeutic to sit and look at the fire. The room where it went in to is north facing and was typically a cold room. When the Cara Glass is lighting, the heat builds up in the room so we often open the door and let the heat out into the hall and up the stairs. ”



Cara Glass

“ We had a solid fuel stove before and we wanted to get away from burning coal and logs and do our bit to help the environment. Pellets are also a lot cheaper than buying coal. ”



SOLIS K50 Pellet Stove

“ We didn't need a lot of heat as it's a new home and we had no chimney so we decided the Stanley ARGON electric fire was the best solution. ”



ARGON Built In 100cm Electric

“ The Oisín is definitely more efficient and we get a lot more heat from it. We only use wood. The Oisín is in the good room and really works with the space and the fireplace. ”

Oisín Eco Stove



“ Aesthetically I think the Cara Glass Pellet is very contemporary, very elegant and quite timeless. I love that it heats the whole house when you leave the room doors open and I love that it has a natural flame ”

Cara Glass Pellet



To see more Stanley Testimonials visit <https://waterfordstanley.com/inspiration/testimonials/>



SOLIS K50 Pellet

“ I love the convenience of it. Literally 3 minutes in the morning, fill up the hopper, Hoover out any ash if required and press the button to go.

No using firelighters or kindling. Pellets are a much cleaner fuel to use.

”



SOLIS F650 Style

“ You know you are getting a good product with a Stanley. It was the right size, we didn't want anything too big and we just loved the look of it. All my family have Stanley's in their home – my daughter Lucy loves to crawl around it!

”



SOLIS F800 Grande

“ We just loved the look of the SOLIS F800 Grande, stylish and modern, and it really suits our home design. It's also very reliable and we've had no issues with it.

”



SOLIS I900

“ The heat and the flame picture is a winner. Looks even more impressive than an open fire. Love the subtle handle. The kids don't know where it is and don't reach for it so that's a plus. Even when friends come over the first question is 'How do you open it?'

”



Stanley Aoife

“ We estimate that we are burning about two thirds less fuel than we did last year when we had the open fire and it means spending time in this room with the Aoife lighting is a really cosy place to be.

”



SOLIS K100

“ Our builder knew people who had pellet stoves in their home and couldn't recommend them enough.

”

CARA Glass Insert Pellet Stove

NEW

Cozy up with the Compact Pellet Stove! Designed to fit standard fireplaces,* our new Cara Glass Insert pellet stove boasts an A+ energy rating and 94.5% efficiency. Eco-designed for effortless cleaning with no mess and no fuss, it lights at the touch of a button, bringing instant warmth to your home. Embrace comfort and efficiency all season long!

FEATURES

- › Nominal Heat Output 5.1 kW
- › Reduced heat Output 3.0 kW
- › Fits into 16" or 18" standard fireplace 1
- › High Efficiency, Nominal 91.1%, Reduced 94.5%
- › 6.6Kg internal hopper runs for up to 10 hours in full capacity from a fill of pellets
- › Pellet consumption min 0.66 kg/h max 1.17 kg/h
- › Power setting adjustment 1-5
- › 7 day programmable controller.
- › Graphite steel body with black glass door
- › Programmable controller Remote control
- › Flue outlet size 80mm
- › Rear flue outlet only
- › Weight: 52kg
- › Wi-Fi kit included



DIMENSIONS



BENEFITS

- › Approved to EN 14785:2006 standard
- › External air compatible
- › Ecodesign 2022 approved
- › A+ Energy Label Rating
- › Retractable design for service
- › 2 years parts and labour warranty



INCLUDES COMMISSIONING¹

OPTIONAL EXTRAS

- › External air supply kit



FULLY REMOTE CONTROLLED



WIFI ENABLED



NET EFFICIENCY



PELLET



ENERGY RATING

SCAN THE CODE FOR MORE INFORMATION



See product page QR Code for manual with detailed dimension drawings. All images shown are for illustration purposes only. Actual product may vary due to product enhancement. Waterford Stanley reserve the right to change product images and specification without notice. ¹Standard Fireplace is based on an opening of either 16" or 18" wide by 22.5" high, Width of void and depth based on standard concrete block at 17.5". Required depth of 420mm/ 16.5". Required width to the rear of the void of 445mm /17.5".

Stanley LIR Pellet Stove

The best things come in small packages! The Stanley LIR Pellet stove offers a classic take on our Stanley stoves but with all the efficiency, controllability, easy clean and autonomy of a pellet stove. At 630mm high it's one of the smallest pellet stoves in the market!

FEATURES

- › Maximum Heat Output 5kW to the room
- › High Efficiency up to 91.8%
- › 9Kg internal hopper runs for up to 7.5 hours in full capacity of 5kw from a fill of pellets
- › Pellet consumption min 0.62 kg/h max 1.16 kg/h
- › Fully adjustable in terms of time and temperature including sleep timer
- › Programmable controller
- › Remote control
- › Flue outlet size 80mm
- › Rear flue outlet only
- › Weight: 50kg
- › T-Piece included
- › Wi-Fi kit included



DIMENSIONS



BENEFITS

- › Approved to EN 14785:2006 standard.
- › External air compatible
- › Ecodesign 2022 approved
- › A+ Energy Label Rating
- › 2 years parts and labour warranty



INCLUDES COMMISSIONING*

OPTIONAL EXTRAS

- › External air supply kit



FULLY REMOTE CONTROLLED



WIFI ENABLED



NET EFFICIENCY



PELLET



ENERGY RATING

SCAN THE CODE FOR MORE INFORMATION



Stanley AURA Pellet Stove

NEW

The Stanley Aura Pellet comes with all the efficiency, controllability, easy clean and autonomy of the Lir pellet stove with a higher output of 7.3kW and stylish glass door finish. Available with programmable controller, remote control and Wifi app, the Stanley AURA caters to your busy lifestyle and makes heating your home a pleasure.

FEATURES

- › Maximum Heat Output 7.3kW to the room
- › High Efficiency up to 86.6%
- › 9Kg internal hopper runs for up to 6.5 hours in full capacity of 7.3kw from a fill of pellets
- › Pellet consumption min 0.81kg/h max 1.7kg/h
- › Fully adjustable in terms of time and temperature including sleep timer
- › Graphite steel body with black glass door
- › Programmable controller
- › Remote control
- › Flue outlet size 80mm
- › Rear flue outlet only
- › Weight: 52kg
- › T-Piece included
- › Wi-Fi kit included



DIMENSIONS



BENEFITS

- › Approved to EN 14785:2006 standard.
- › External air compatible
- › Ecodesign 2022 approved
- › A+ Energy Label Rating
- › 2 years parts and labour warranty



INCLUDES COMMISSIONING¹

OPTIONAL EXTRAS

- › External air supply kit



FULLY REMOTE CONTROLLED



WIFI ENABLED



NET EFFICIENCY



PELLET



ENERGY RATING

SCAN THE CODE FOR MORE INFORMATION



See product page QR Code for manual with detailed dimension drawings. All images shown are for illustration purposes only. Actual product may vary due to product enhancement. Waterford Stanley reserve the right to change product images and specification without notice.

Stanley SOLIS IK900 Insert Pellet Stove


With an efficiency of an incredible 96%, Our SOLIS IK900 Pellet Insert is the ideal solution for people who want pellet heating streamlined. Easy to remove for servicing and maintenance and loading of wood pellets, it is fully automatic, programmable and are offered with an easy-to-use remote control.

FEATURES

- Maximum Heat Output 8.3kW to the room
- High Efficiency up to 96% - almost 4 times more efficient than an open fire
- Ideal for open plan living
- Comes with Self-cleaning burner means reduced waste in your ash pan
- 15Kg internal hopper runs for up to 21 hours from a fill of pellets
- Pellet consumption min 0.7 kg/h max 1.9 kg/h
- Fully adjustable in terms of time and temperature including sleep timer
- Programmable controller with up to 6 on/off times per day
- Flue outlet size 80mm Rear flue outlet only



DIMENSIONS



BENEFITS

- Creates a stunning focal point in any room
- Warm your home in the flick of a switch
- Approved to EN 14785 standard
- 2 years parts and labour warranty

OPTIONAL EXTRAS

- Pellet WIFI Kit



FULLY REMOTE CONTROLLED



WIFI ENABLED

SCAN THE CODE FOR MORE INFORMATION



See product page QR Code for manual with detailed dimension drawings. All images shown are for illustration purposes only. Actual product may vary due to product enhancement. Waterford Stanley reserve the right to change product images and specification without notice.

Stanley SOLIS K50 Pellet Stove

The SOLIS K50 is all that is good about pellet stoves: high efficiency, reduced carbon emissions, cleaner, controllable and autonomy but in a smaller size. With its contemporary good looks and stylish design, the SOLIS K50 will look good in any home!

FEATURES

- › Maximum Heat Output 6.1kW to the room
- › High Efficiency up to 95% - almost 4 times more efficient than an open fire
- › Ideal for open plan living
- › 11Kg internal hopper runs for up to 10 hours from a fill of pellets
- › Pellet consumption min 0.68 kg/h max 1.36 kg/h
- › Fully adjustable in terms of time and temperature including sleep timer
- › Programmable controller with up to 6 on/off times per day
- › Flue outlet size 80mm
- › Rear flue outlet only



DIMENSIONS



BENEFITS

- › Approved to EN 14785 standard
- › External air compatible
- › Available in 4 colours - Grey, Claret, Black and White
- › Ecodesign 2022 ready
- › A+ Energy Label Rating
- › 2 years parts and labour warranty




**INCLUDES
COMMISSIONING¹**

OPTIONAL EXTRAS

- › Pellet WIFI Kit
- › External air supply kit

COLOUR OPTIONS




White

Black

Grey

Claret



NET EFFICIENCY



PELLET



ENERGY RATING



**FULLY REMOTE
CONTROLLED**



WIFI ENABLED

SCAN THE CODE FOR
MORE INFORMATION



See product page QR Code for manual with detailed dimension drawings. All images shown are for illustration purposes only. Actual product may vary due to product enhancement. Waterford Stanley reserve the right to change product images and specification without notice.

Stanley SOLIS

K100 Curve & Edge Pellet Stove

The Stanley SOLIS K100 Pellet stove is the ideal heating solution for your home. It comes in 4 finishes: Grey, White, Black and Claret, provides between 3kW and 8kW heat output to the room and is fully remote controlled. Can also withstand high temperatures due to the high quality of steel.

FEATURES

- Maximum Heat Output 8kW to the room
- High Efficiency up to 96% - almost 4 times more efficient than an open fire
- Ideal for open plan living
- Self-cleaning burner means reduced waste in your ash pan
- 15Kg internal hopper runs for up to 14 hours from a fill of pellets
- Pellet consumption min 0.68 kg/h max 1.80 kg/h
- Fully adjustable in terms of time and temperature including sleep timer
- Programmable controller with up to 6 on/off times per day
- Flue outlet size 80mm
- Rear flue outlet only



DIMENSIONS



K100 CURVE

K100 EDGE

BENEFITS


- Creates a stunning focal point in any room
- Warm your home in the flick of a switch
- Tested and approved to European standard - EN 14785
- 2 years parts and labour warranty



OPTIONAL EXTRAS

- Pellet WIFI Kit
- External air supply kit

COLOUR OPTIONS




White

Black

Grey

Claret



NET EFFICIENCY



PELLET



ENERGY RATING



FULLY REMOTE CONTROLLED



WIFI ENABLED

SCAN THE CODE FOR MORE INFORMATION



See product page QR Code for manual with detailed dimension drawings. All images shown are for illustration purposes only. Actual product may vary due to product enhancement. Waterford Stanley reserve the right to change product images and specification without notice.

Stanley SOLIS K1200+ | K1700+ Pellet Boiler Stoves

The SOLIS range of pellet boiler stoves with integrated boiler are ideal for all your central heating, domestic hot water and room heating needs. As they are controllable, it is suitable for radiators and/or underfloor heating. Thanks to its reduced maintenance and cleaning, and with a maximum performance guaranteed up to 95% efficiency, the SOLIS range of pellet boiler stoves are the perfect choice for your future home.

FEATURES


- Available in 2 Outputs to the boiler: 10kW / 14kW
- 2 Models – 8 / 12 standard radiators
- High Efficiency up to 95% - almost 4 times more efficient than an open fire
- 30Kg internal hopper runs for up to 27 hours from a fill of pellets
- Stunning glass door finish
- Self-cleaning burner means reduced waste in your ash pan
- Fully adjustable in terms of time and temperature incl. sleep timer
- Programmable controller with up to 6 on/off times per day
- Flue outlet size – K1200: 80mm; K1700:100mm
- Rear flue outlet only
- K1700+ comes with curved sides



DIMENSIONS



COLOUR OPTIONS



White

Black

Claret

SCAN THE CODE FOR MORE INFORMATION



NET EFFICIENCY



PELLET



ENERGY RATING

BENEFITS

- Warm your home in the flick of a switch
- Tested and approved to European standard - EN 14785
- 2 years parts and labour warranty

OPTIONAL EXTRAS

- Pellet WIFI Kit
- External air supply kit



INCLUDES COMMISSIONING*

Pellet Consumption	Min	Max
K1200+	1.1kg/h	3kg/h
K1700+	1.1kg/h	3.86kg/h

Stanley SOLIS 15 / 18 Insert Stoves

NEW!

The SOLIS 15 is a great choice for those who need a space-saving yet efficient heating solution. Its sleek and compact design, whether mounted on a wall or used to replace an open fire, ensures it fits seamlessly into any setting. The SOLIS 18 is a fantastic option, especially for a space that can accommodate its larger size. The clever door-opening feature adds a modern touch, while the strong lines ensure it stands out as a focal point in any room.

FEATURES

- > Model: Insert Room Heating
- > Dedicated solid fuel stove
- > Nominal heat outputs: 5kW and 8kW
- > Efficiency: 15 up to 83.7% / 18 up to 82.2%
- > Top Flue Out: 15: 5"/125mm flue • 18: 6"/150mm flue
- > Primary air control for under-grate air
- > Combined Secondary window wash & Tertiary control
- > Maximum log length: 15: 290mm / 18: 420mm
- > 3 and 4 frame models available
- > Large viewing glass
- > Chrome detailing
- > Net Weight: 15: 74kg / 18: 92kg



DIMENSIONS




15 3 SIDED FRAME

15 4 SIDED FRAME

18 3 SIDED FRAME

18 4 SIDED FRAME



ENERGY RATING

83.7
%

NET EFFICIENCY
SOLIS 15

82.2
%

NET EFFICIENCY
SOLIS 18



WOOD



MULTI FUEL

BENEFITS

- > External air supply compatible
- > Tested & approved to European standard - EN 13229
- > 15 fits into standard fireplace
- > 5 year warranty
- > Defra approved

OPTIONAL EXTRAS

- > External air supply kit - directs air from the outside into the stove to aid efficient combustion

SCAN THE CODES FOR MORE INFORMATION



SOLIS 15



SOLIS 18

Stanley SOLIS

I60 and I80 Insert Stove

The Stanley SOLIS I60 and I80 insert stove adds luxury to any room. Available in black glass or black steel frames with large viewing window, the inserts are a must-have in any living room. The SOLIS I80 Model also features fan assisted convection heating so you can heat other rooms in your home.

FEATURES

- › Model: Insert Room Heating
- › Available in 2 outputs:
I60 SS 10kW
I80 SS Max 12kW
- › Efficiency up to 85% - three times more
- › Wood burning stove
- › Ideal for open plan living
- › Graphite steel build with high end glass frame
- › Combined Secondary window wash & Tertiary control
- › Fan assisted convection heat (I80SS)
- › Combined Secondary window wash & Tertiary control
- › Flue size - 150mm



DIMENSIONS




SOLIS I60



SOLIS I80

BENEFITS

- › Tested & approved to European standard - EN 13229
- › 5 year warranty



NET EFFICIENCY



WOOD



ENERGY RATING

OPTIONAL EXTRAS

- › External air supply kit

SOLIS I60 AND I80 FRAMES:

- › 3 and 4 sided frames
- › Matt black steel or glass
- › Available in 2.5cm and 4.5cm widths in Matt Black Steel and 4.5cm in Glass

SOLIS I60

SCAN THE CODE FOR
MORE INFORMATION



SOLIS I80

SCAN THE CODE FOR
MORE INFORMATION



See product page QR Code for manual with detailed dimension drawings. All images shown are for illustration purposes only. Actual product may vary due to product enhancement. Waterford Stanley reserve the right to change product images and specification without notice.

Stanley SOLIS

I80 / I100 Double Sided Insert Stove

The Stanley SOLIS double sided insert stove will provide plenty of heat for two sizable rooms in your home. In addition with its generous output you can also direct heat into other rooms of the house. With large glass viewing window and designer glass frame on both side, the SOLIS double sided range will make any room luxurious.

FEATURES

- › Model: Insert Room Heating
- › Available in 2 outputs:
I80 DS - Max 14kW and I100 DS - Max 16kW
- › Wood burning stove
- › Graphite steel build with high end glass frame
- › External Air intake as standard - (80mm pipe not supplied)
- › Fan assisted convection heat
- › Combined Secondary window wash & Tertiary control
- › Capability to channel air into other rooms
- › Efficiency - 79%
- › Flue size - 150mm



DIMENSIONS INCLUDING FRAME



BENEFITS

- › Ventilation to channel air into other rooms - The SOLIS double sided comes with vents on top which can channel air into other rooms heating more of your home.
- › Fan assisted convection heat allows you to increase heat output to the room when required.
- › Tested & approved to European standard - EN 13229
- › 5 year warranty

OPTIONAL EXTRA

- › External air supply kit



NET EFFICIENCY



TWIN FAN



WOOD



ENERGY RATING

SCAN THE CODE FOR MORE INFORMATION



Double Sided View

See product page QR Code for manual with detailed dimension drawings. All images shown are for illustration purposes only. Actual product may vary due to product enhancement. Waterford Stanley reserve the right to change product images and specification without notice.

Stanley SOLIS F500 Edge / F650 Style

The family of SOLIS F500 Edge & F650 Style have been crafted to bring through the very best designs for today's market. A beautiful fusion of contemporary and traditional, the stoves feature eye catching design and functionality that's a joy to use. The cleverly designed air control allows you to switch between solid fuel and wood as well as controlling the air intake. The end result is exquisite controllability and a magnificent flame picture.

FEATURES

- › Model: Freestanding Room Heating
- › Available in 2 Max Outputs - 5kW and 6kW
- › Multifuel and Wood burning stove
- › Graphite steel frame with cast iron door
- › External air intake as standard
- › Top flue and rear outlet
- › Efficiency - F500 81.1% | F650 84.8%
- › Flue size: 125mm
- › Primary, secondary & tertiary air management



DIMENSIONS



F500



F650

SCAN THE
CODES
FOR MORE
INFORMATION



WB500 AVAILABLE IN WOODBURNING

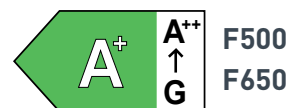


BENEFITS

- › Tested & approved to European standard - EN 13240
- › Defra approval pending
- › 5 year warranty

OPTIONAL EXTRAS

- › External air supply kit - directs air from the outside into the stove to aid efficient combustion



84.8
%

NET EFFICIENCY

A+

ENERGY RATING



WOOD



MULTI FUEL



F500 WOOD BURNING
MODEL ALSO AVAILABLE
F500WB

Stanley SOLIS F500 Curve Stove

One of the smallest contemporary stoves on the market, the SOLIS F500 Curve is all that is good about heating in a smaller size. Featuring stylish chrome handles and convenient log store, the SOLIS F500 Curve can burn wood and multi fuel with the option of a coal kit.

FEATURES

- › Nominal Heat Output 5kW to the room
- › Efficiency 82% - three times more efficient than an open fire
- › Primary air control for under grate air
- › Combined Secondary window wash & Tertiary control
- › True wood burning stove
- › A+ rated stove
- › Large viewing glass
- › Fully steel stove
- › Top and rear flue outlet (5"/127mm flue)



DIMENSIONS




BENEFITS

- › Log store incorporated into design of stove
- › External Air supply as standard - (100mm pipe not supplied)
- › Tested & approved to European standard - EN 13229
- › Ecodesign 2022 ready

OPTIONAL EXTRAS

- › Multifuel kit available
- › External air supply kit - directs air from the outside into the stove to aid efficient combustion



NET EFFICIENCY



WOOD



MULTI FUEL



ENERGY RATING



SCAN THE CODE FOR
MORE INFORMATION



DISCREET HANDLE FEATURE
FOR SAFETY

Stanley SOLIS

F800 Grande Stove

Designed to provide efficient room heating for larger spaces, the SOLIS F800 Grande combines traditional craftsmanship with modern features to offer homeowners a reliable and stylish heating solution. The SOLIS F800 Grande is a wood burning stove that comes with an optional kit that allows it to burn all types of solid fuel.

FEATURES

- › Model: Freestanding Room Heating
- › Multifuel and Wood burning stove
- › 8kW Max output to the room
- › Graphite steel frame with large steel handle
- › Log store with door
- › External air intake as standard
- › Top flue and rear outlet
- › Efficiency - 83%
- › Flue size - 150mm



DIMENSIONS




BENEFITS

- › Log store incorporated into design of stove
- › Large handle features offers unique opening
- › Smaller dimensions allows it to fit better into rooms
- › Tested & approved to European standard - EN 13240
- › 5 year warranty

OPTIONAL EXTRAS

- › Multifuel kit available
- › External air supply kit - directs air from the outside into the stove to aid efficient combustion



NET EFFICIENCY



WOOD



MULTI FUEL



ENERGY RATING

SCAN THE CODE FOR
MORE INFORMATION



Stanley SOLIS F1100 Panoramic

A truly beautiful stove, the SOLIS F1100 Panoramic wood burning stove adds inspiration to any space it fills. With high efficiency at 81% and a whopping 11kW max output, it is ideal for medium and large living areas. The F1100 features windows on either side as well as the ample front glass to ensure you can see the flame effect from virtually anywhere in the room.

FEATURES

- › Model: Freestanding Room Heating
- › 11kW Max output to the room
- › Wood burning stove
- › Graphite steel frame
- › Panoramic curved glass door & side panels
- › External air intake as standard (100mm pipe not supplied)
- › Top and rear flue outlet
- › Efficiency - 81%
- › Flue size - 150mm



DIMENSIONS



BENEFITS

- › External Air supply as standard - (100mm pipe not supplied)
- › Tested & approved to European standard - EN 13240
- › 5 year warranty



81%

NET EFFICIENCY



WOOD

A+

ENERGY RATING



SCAN THE CODE FOR
MORE INFORMATION



See product page QR Code for manual with detailed dimension drawings. All images shown are for illustration purposes only. Actual product may vary due to product enhancement. Waterford Stanley reserve the right to change product images and specification without notice.

Reginald Eco

Inspired by the famous Reginald's Tower in Waterford that has protected the city for almost 1,000 years, the Reginald is designed and developed in Waterford to the highest standards of enduring craftsmanship. Behind the sculpted curves, chrome detailing and elegant styling lies a next generation stove designed for a new era in home heating efficiency.

FEATURES

- › Model: Freestanding Central Heating
- › Sculpted curve design
- › Large viewing glass
- › Secondary air provides cleaner combustion
- › Top and rear flue outlet (6"/150mm flue)
- › Window wash air to maintain a clean glass
- › Raised grate for optimum fuel burn
- › Large ashpan



DIMENSIONS



BENEFITS

- › Tested & approved to European standard - EN 13229
- › Ecodesign approved 2022
- › 5 year warranty

OPTIONAL EXTRAS

- › External air supply kit - Directs air from the outside into the stove to aid efficient combustion.

COLOUR OPTIONS



Matt
Black

ROOM AND CENTRAL HEATING

Maximum heat output to room	5kW
Maximum boiler output	10.5kW

SCAN THE CODE FOR
MORE INFORMATION



PERFECT FOR

- › Larger homes
- › A complete home heating solution
- › Contemporary design aesthetic
- › Burning all approved solid fuels



See product page QR Code for manual with detailed dimension drawings. All images shown are for illustration purposes only. Actual product may vary due to product enhancement. Waterford Stanley reserve the right to change product images and specification without notice.

Fern Eco



The Stanley Fern central heating stove is a popular choice for homeowners looking to efficiently heat their homes while also enjoying the cozy ambiance of a traditional multi-fuel stove. One of the standout features of the Stanley Fern stove is its ability to integrate seamlessly with your central heating system. It can be connected to radiators throughout the home, allowing for even distribution of heat and providing a reliable source of warmth during the colder months.

FEATURES

- › Model: Freestanding Central Heating
- › Sculpted curve design
- › Large viewing glass
- › Secondary air provides cleaner combustion
- › Window wash air to maintain a clean glass
- › Large ashpan
- › Top and rear flue outlet (6"/150mm flue)



DIMENSIONS



BENEFITS

- › Tested & approved to European standard - EN 13229
- › Ecodesign approved 2022
- › 5 year warranty

OPTIONAL EXTRAS

- › External air supply kit - Directs air from the outside into the stove to aid efficient combustion.

COLOUR OPTIONS



Matt
Black

ROOM AND CENTRAL HEATING

Maximum heat output to room	5kW
Maximum boiler output	10.5kW

SCAN THE CODE FOR
MORE INFORMATION



PERFECT FOR

- › Larger homes
- › A complete home heating solution
- › Contemporary design aesthetic
- › Burning all approved solid fuels



Erin Eco

As one of our largest and most popular stoves, the Erin Eco not only heats up to 6 radiators but also provides a plentiful source of hot water for your home. The Erin features a thermostatic (water temperature) control as well as clean burn technology with primary and secondary air intakes for optimum control.

FEATURES

- › Model: Freestanding Central Heating
- › Removable ash pan
- › Automatic thermostat control
- › Easy action riddling
- › Overnight burning capacity
- › Top and rear flue outlet (6"/153mm flue)
- › Air-wash facility to clean stove window



DIMENSIONS



BENEFITS

- › Tested & approved to European standard - EN 13229
- › 5 year warranty

OPTIONAL EXTRAS

- › External air supply kit - Directs air from the outside into the stove to aid efficient combustion.

COLOUR OPTIONS



Matt
Black

ROOM AND CENTRAL HEATING

Maximum heat output to room	4.5kW
Maximum boiler output	9.7kW

PERFECT FOR

- › Heating large Irish homes
- › A plentiful source of hot water for your home



SCAN THE CODE FOR
MORE INFORMATION



See product page QR Code for manual with detailed dimension drawings. All images shown are for illustration purposes only. Actual product may vary due to product enhancement. Waterford Stanley reserve the right to change product images and specification without notice.

Lismore Eco

With its timeless design and elegant detailing, the Lismore Eco stove adds a touch of sophistication to any room. The Stanley Lismore room heating stove is a popular choice for homeowners seeking efficient and stylish room heating solutions. Available in a range of finishes, it can complement a variety of interior styles, from traditional to contemporary, making it a versatile choice for homeowners

FEATURES

- › Model: Freestanding Room Heating
- › External air supply as standard
- › Dual position grates for wood and coal
- › Sculpted curve design
- › Large viewing glass
- › Secondary air provides cleaner combustion
- › Top and rear flue outlet (6"/150mm flue)
- › Window wash air to maintain a clean glass
- › Raised grate for optimum fuel burn
- › Large ashpan



DIMENSIONS



BENEFITS

- › Tested & approved to European standard - EN 13229
- › 5 year warranty
- › Dual grates to burn wood and coal
- › External air supply as standard

COLOUR OPTIONS



Matt Black



Cream



NET EFFICIENCY



ENERGY RATING

ROOM HEAT

Maximum heat output to room	
Smokeless Fuel	10.6kW
Wood	11kW

PERFECT FOR

- › Heating large living spaces or open plan rooms
- › Contemporary design aesthetic
- › Burning all approved solid fuels



SCAN THE CODE FOR MORE INFORMATION



See product page QR Code for manual with detailed dimension drawings. All images shown are for illustration purposes only. Actual product may vary due to product enhancement. Waterford Stanley reserve the right to change product images and specification without notice.

Ardmore Eco

The third and smallest in the next generation range of stoves which include the Reginald and Lismore, the Ardmore Eco provides a maximum of 9kW of heat output to the room, has a large viewing window and high chromium grates.

FEATURES

- › Model: Freestanding Room Heating
- › Integrated Firedoor and Ashdoor
- › Sculpted curve design
- › Large viewing glass
- › Suitable for burning all approved solid fuels
- › Top and rear flue outlet (5"/125mm flue)
- › Separate air inlet for under grate combustion air supply
- › Raised grate for optimum fuel burn
- › Large ashpan



DIMENSIONS



BENEFITS

- › Ecodesign approved 2022
- › 5 year warranty

OPTIONAL EXTRAS

- › External air supply kit - Directs air from the outside into the stove to aid efficient combustion

COLOUR OPTIONS



Enamel Black



Cream



NET EFFICIENCY



ENERGY RATING

ROOM HEAT ONLY

Maximum heat output to room

9kW

PERFECT FOR

- › Open plan living
- › Burning all approved solid fuels
- › Contemporary design aesthetic



SCAN THE CODE FOR
MORE INFORMATION



See product page QR Code for manual with detailed dimension drawings. All images shown are for illustration purposes only. Actual product may vary due to product enhancement. Waterford Stanley reserve the right to change product images and specification without notice.

Tara Eco

The Tara Eco is a medium-sized stove in our classics collection which comes in a choice of colours to suit a wide variety of interiors. With simple, easy-to-use controls, the Tara Eco stove combines durability and efficiency and has all the flexibility to suit your lifestyle.

FEATURES

- › Model: Freestanding Room Heating
- › Overnight burning capability
- › Easily removable boiler cleaning door (Central Heating Model)
- › Removable ash-pan, fire fence and front ashtray
- › Top and rear flue outlet (6"/150mm flue)
- › Controllable heat output
- › Suitable for burning wood, coal, anthracite and peat briquettes



DIMENSIONS



BENEFITS

- › Tested & approved to European standard - EN 13229
- › 5 year warranty

OPTIONAL EXTRAS

- › External air supply kit - Directs air from the outside into the stove to aid efficient combustion

ROOM HEAT

Maximum heat output to room

8kW

PERFECT FOR

- › Heating medium sized living spaces or rooms
- › Burning all approved solid fuels

COLOUR OPTIONS




Satin Black



Matt Black



Satin Cream



SCAN THE CODE FOR MORE INFORMATION



See product page QR Code for manual with detailed dimension drawings. All images shown are for illustration purposes only. Actual product may vary due to product enhancement. Waterford Stanley reserve the right to change product images and specification without notice.

Allen & Corrib

We asked you and listened! The beautiful Allen and Corrib are our newest range of Ecodesign multifuel stoves. Designed with curved door and chrome detailing, the Allen 5kW & Corrib 8kW will be a stylish addition to your home.

NEW

FEATURES

- › Nominal Heat Output: Allen: 5kW heat Corrib: 8kW
- › Efficiency up to 78.8% on solid fuel and up to 82.5% on wood - three times more efficient than an open fire
- › Primary air control for under grate air
- › Combined Secondary window wash & Tertiary control
- › Steel frame with curved cast iron door and chrome detailing
- › Multifuel stove
- › Large viewing glass
- › Top and rear flue exit
- › Flue outlet size: 125mm
- › External Air Capability as standard (Spigot Included)



DIMENSIONS

ALLEN



CORRIB



SCAN THE
CODES
FOR MORE
INFORMATION



ROOM HEAT ONLY

Maximum heat output to room

5kW

PERFECT FOR

- Open fireplace conversion
- › Open plan living
- › Burning all approved solid fuels

BENEFITS

- › Tested & approved to European standard - EN 13240
- › 5 year warranty



ALLEN



CORRIB



SOLID FUEL

78.8%

NET EFFICIENCY
SOLID FUEL

A+

ENERGY RATING
ALLEN



WOOD

82.5%

NET EFFICIENCY
WOOD

A

ENERGY RATING
CORRIB

See product page QR Code for manual with detailed dimension drawings. All images shown are for illustration purposes only. Actual product may vary due to product enhancement. Waterford Stanley reserve the right to change product images and specification without notice.

Aoife Eco

The Aoife Eco's neat size suits urban living and is powerful enough to heat open-plan rooms. The clean design lines and large viewing glass offer a stunning contemporary take on a traditional stove design. The Aoife Eco provides a maximum of 7.3kW of heat to the room and can be flued into a standard fireplace opening.

FEATURES

- › Model: Freestanding Room Heating
- › Lower horizontal flue height which fits in existing fireplaces
- › Manual controlled primary air
- › Separate secondary window wash air control
- › Top and rear flue outlet (5"/125mm flue)
- › Large viewing glass
- › High chromium grates
- › Detachable door handle



DIMENSIONS



BENEFITS

- › Tested & approved to European standard - EN 13229
- › 5 year warranty
- › Fits into most standard fireplaces
- › Comes in the largest range of colours:
 - Enamel Slate
 - Enamel Cream
 - Enamel Black
 - Matt Black

ROOM HEAT ONLY

Maximum heat output to room

7.3kW

PERFECT FOR

- › Open fireplace conversion
- › Open plan living
- › Burning all approved solid fuels

COLOUR OPTIONS



Matt Black



Enamel Black



Enamel Cream



Enamel Slate



80.9%

NET EFFICIENCY
ROOM HEAT MODEL

A+

ENERGY RATING

SCAN THE CODE FOR
MORE INFORMATION



See product page QR Code for manual with detailed dimension drawings. All images shown are for illustration purposes only. Actual product may vary due to product enhancement. Waterford Stanley reserve the right to change product images and specification without notice.

Oisin Eco

The Oisin Eco solid fuel stove is the smallest stove in our classic collection and offers high heat output and great efficiency. Its compact design ensures that it will fit easily into your home and is ideal for small rooms and apartment living. Perfect for those who want efficiency and convenience in a compact space.

FEATURES

- › Model: Freestanding Room Heating
- › Removable ash-pan
- › Fits into standard fireplace
- › High chromium grates
- › Top and rear flue outlet (5"/125mm flue)
- › Controllable heat output
- › High heat efficiency



DIMENSIONS



BENEFITS

- › Tested & approved to European standard - EN 13229
- › 5 year warranty
- › Fits into most standard fireplaces
- › Defra Approved



ROOM HEAT ONLY

Maximum heat output to room

6.4kW

PERFECT FOR

- › Smaller living spaces or rooms
- › All interiors styles with our widest range of colours
- › Burning all approved solid fuels

COLOUR OPTIONS



Matt Black



81.5%

NET EFFICIENCY
ROOM HEAT MODEL

A+

ENERGY RATING



SCAN THE CODE FOR
MORE INFORMATION



See product page QR Code for manual with detailed dimension drawings. All images shown are for illustration purposes only. Actual product may vary due to product enhancement. Waterford Stanley reserve the right to change product images and specification without notice.

Cara Eco Insert

The Cara Eco Insert Stove is the ideal home heating solution for those who want the warmth and efficiency of a cast iron stove with all the visual benefits of an open fire. The Cara Eco Insert aims to retain the appearance of an open fire while bringing all the benefits of a stove and is 3 times more efficient than an open fire. It is the perfect solution for where space is at a premium.

FEATURES

- › Model: Insert Room Heating
- › Fits into a standard fireplace
- › Easily connected to a standard 125mm diameter chimney
- › Large viewing glass
- › Secondary air provides cleaner combustion
- › Window wash air to maintain a clean glass
- › Raised grate for optimum fuel burn
- › Large Ashpan
- › High quality, cast iron build
- › Modern, yet classic design



DIMENSIONS



BENEFITS

- › Tested & approved to European standard - EN 13229
- › 5 year warranty
- › Fits into most standard fireplaces
- › Ecodesign 2022 approved

OPTIONAL EXTRAS

- › External air supply kit - Directs air from the outside into the stove to aid efficient combustion.
- › Cast iron filler piece available in matt black to fit most curved fireplaces

ROOM HEAT ONLY

Maximum heat output to room

6.5kW

PERFECT FOR

- › Heating small to medium sized rooms
- › Replacing an inefficient open fire but retaining all the visual benefits
- › Burning all approved solid fuels


COLOUR OPTIONS



Enamel
Black



Matt
Black



SCAN THE CODE FOR
MORE INFORMATION



See product page QR Code for manual with detailed dimension drawings. All images shown are for illustration purposes only. Actual product may vary due to product enhancement. Waterford Stanley reserve the right to change product images and specification without notice.

The minimum clearance to combustibles required is 550mm to the top, 350mm to the sides, 550mm directly to the front and 350mm to any combustible flooring. If the mantelpiece protrudes further than 100mm from the fireplace, then it will be necessary to have further clearance to the top of the stove. The distance the mantle protrudes past the 100mm should be added to the clearance. For example, if the mantle protrudes 200mm, the clearance to the mantle should be 650mm.

Cara Glass Eco Insert

Our contemporary Cara Glass Eco Insert is the ideal solution for those who want warmth, efficiency and contemporary good looks. The Cara Glass Eco Insert is three times more efficient than an open fire and takes up minimal hearth space meaning less intrusion in your room. The Cara Glass Eco Insert comes in 3 and 4 frame meaning it can fit into standard fireplace or can be placed on a wall.

FEATURES

- › Model: Insert Room Heating
- › Fits into a standard fireplace
- › Top flue outlet only
- › Available in 3 and 4 sided frame
- › Easily connected to a standard 125mm diameter chimney
- › Large viewing glass
- › Secondary air provides cleaner combustion
- › Window wash air to maintain a clean glass
- › Raised grate for optimum fuel burn
- › Large ashpan



DIMENSIONS



3 SIDED FRAME

4 SIDED FRAME

BENEFITS

- › Tested & approved to European standard - EN 13229
- › 5 year warranty
- › Fits into most standard fireplaces
- › Available in 3 frame and 4 frame options
- › Ecodesign 2022 approved

OPTIONAL EXTRAS

- › External air supply kit - Directs air from the outside into the stove to aid efficient combustion.

ROOM HEAT ONLY

Maximum heat output to room

6.5kW


PERFECT FOR

- › Small to medium sized living spaces or rooms
- › Rooms where space is at a premium
- › Burning all approved solid fuels

COLOUR OPTIONS



Gloss
Black



SCAN THE CODE FOR
MORE INFORMATION



See product page QR Code for manual with detailed dimension drawings. All images shown are for illustration purposes only. Actual product may vary due to product enhancement. Waterford Stanley reserve the right to change product images and specification without notice.

The minimum clearance to combustibles required is 550mm to the top, 350mm to the sides, 550mm directly to the front and 350mm to any combustible flooring. If the mantelpiece protrudes further than 100mm from the fireplace, then it will be necessary to have further clearance to the top of the stove. The distance the mantle protrudes past the 100mm should be added to the clearance. For example, if the mantle protrudes 200mm, the clearance to the mantle should be 650mm.

Bilberry MultiFuel Eco Stoves



Compact and stylish, our range of new Ecodesign Bilberry stoves come in 2 outputs: 5kW Nore and 8kW Suir with the Barrow stove offering a log store. The stoves are named after The Three River Sisters in Ireland, the River Barrow, the River Nore and the River Suir.

FEATURES

- › Nominal Heat Output
 - Nore & Barrow 5kW to the room
 - Suir 8kW to the room
- › Efficiency up to 78.8% on solid fuel and up to 82.5% on wood - three times more efficient than an open fire
- › Primary air control for under grate air
- › Combined Secondary window wash & Tertiary control
- › Steel Frame with Cast Iron Door
- › Multifuel stove
- › Large viewing glass
- › Top and rear flue exit
- › Flue outlet size 125mm
- › External Air Capability as standard (Spigot Included)
- › Log Store on Barrow



DIMENSIONS



SCAN THE CODE FOR
MORE INFORMATION



MULTI FUEL



WOOD



ENERGY RATING



NET EFFICIENCY
SOLID FUEL



NET EFFICIENCY
WOOD

BENEFITS

- › Tested & approved to European standard - EN 13240
- › 5 year warranty



See product page QR Code for manual with detailed dimension drawings. All images shown are for illustration purposes only. Actual product may vary due to product enhancement. Waterford Stanley reserve the right to change product images and specification without notice

Stanley NUA

The fully-electric Stanley NUA provides flexible, energy-efficient cooking and beautiful retro styling to your home. The cooker includes two large capacity radiant ovens plus a warming oven, which operate independently. It also benefits from a grill, a cast iron hotplate, which can be set to boiling or simmering mode and two-zone induction hob.

The exterior is available in eight colour options including traditional shades and bold hues; Tomato, Marmalade and Sunshine.

FEATURES

- › Controllable cast iron hotplate with boiling and simmering modes
- › Two-zone induction hob with bridging feature which provides the option of a larger cooking surface for griddling
- › Enamelled steel, radiant roasting oven with 900W grill
- › Enamelled steel, radiant oven that can be set to baking or simmering mode
- › Warming oven for heating crockery or keeping food warm until serving


DIMENSIONS



BENEFITS

- › Easy to use control panel
- › No servicing, plinth or flue required
- › Improved energy-efficiency and lower running costs with E-Setting

SCAN THE CODE FOR
MORE INFORMATION



COLOUR OPTIONS

From natural neutrals to beautiful bolds, the Stanley NUA Electric is available in eight colourways:



MIDNIGHT



SLATE



TOMATO



OLIVINE



MARMALADE



SUNSHINE



MIST



LINEN

See product page QR Code for manual with detailed dimension drawings. All images shown are for illustration purposes only. Actual product may vary due to product enhancement. Waterford Stanley reserve the right to change product images and specification without notice

Brandon

A beautifully designed statement at the heart of your kitchen combined with the majestic presence of Stanley means the Brandon strikes the perfect chord between past and present. The new Brandon oil cooker has the same large ovens and hotplate and is now available in 16 colours and with new door design aesthetic.

The Brandon has HVO (95% Hydrotreated Vegetable Oil) compatible burners making the appliance eco-friendly, carbon-free and future-ready.



FEATURES

- › Digital display and electronic controls
- › Automatic seven day programmer & countdown timer
- › Separate control of hot water¹, central heating¹ and oven preheat to 150°C
- › Chrome hotplate covers as standard
- › HVO (95% Hydrotreated Vegetable Oil) compatible burners
- › Large capacity main oven and warming oven
- › Available in 3 central heating models: 12, 16 and 20 radiators

¹ When connected to a motorised valve

DIMENSIONS



BENEFITS

- › Compatible with underfloor and zone control heating
- › Model to suit all your heat needs: 12, 16 and 20 radiators
- › Heating, Hot water and cooking all controlled separately



HVO COMPATIBLE
BURNERS

SCAN THE CODE
FOR MORE
INFORMATION



COLOUR RANGE



See product page QR Code for manual with detailed dimension drawings. All images shown are for illustration purposes only. Actual product may vary due to product enhancement. Waterford Stanley reserve the right to change product images and specification without notice



Every home should have a Stanley or Bilberry Fire or Stove

As Ireland's leading heating company we understand that when you bring home a Waterford Stanley product you are choosing a product you can rely on, from a name you can trust. Based in Waterford since 1936 the ideals and dedication to perfection remain unchanged today ensuring that every appliance that bears the Stanley name is of the highest quality.

RANGE OF MODELS

Range of Styles - Insert, Cassette, Built in, Wall Hung or Freestanding, there's a model to suit everyone's needs.

Energy outputs - Whether it's simply an electric fire to provide ambience in your home or the Reginald stove which will heat up to 12 radiators, we have a Stanley to suit you.

Choice of Fuels - Stanley have a comprehensive range of products in various fuels types: electric fires and inserts, gas fires and stoves, wood and multifuel stoves, oil, multifuel, all electric and dual fuel cookers. We have a Stanley for your home.

HERITAGE

Over 600,000 homes throughout Ireland have one of our products, supported by a comprehensive network of stockists. Across the country we have dedicated centres of excellence for Stanley, Rangemaster and AGA, with the largest range of our displayed including working models and trained staff with an in-depth knowledge of our product range.

In addition we have an extensive network of service engineers across the Island of Ireland for Stanley and Rayburn and Republic of Ireland for AGA and Rangemaster.

For tips and inspiration across our brands, follow us @waterfordstanley



@waterfordstanley



waterfordstanley



WaterfordStanley



waterford-stanley-ltd



WaterfordStanley

TALK TO SOMEONE WHO OWNS ONE

Follow your heart to Stanley, and if you need convincing, talk to somebody who already has one. They'll tell you how much you save, and how much more you gain. Why not check our Stanley Stories online or in this brochure from people who have a Stanley in their home?

A NAME TO TRUST

As Ireland's leading heating company, every single product that bears the Stanley name is designed to the highest standards and built to last. Throughout Ireland, home heating experts are available in your local Stanley retailers to offer advice and guide you in choosing the best Stanley appliance to suit your needs. Our Customer Service team in Waterford are always on hand to provide expert advice on spare parts availability and after sales support on your Stanley.

ECODESIGN 2022

Ecodesign is the European-wide programme to lower emissions to improve air quality from a range of appliances that use energy including stoves and will come into force 1st January 2022. It will apply to both wood burning and solid fuel stoves.

Waterford Stanley is committed to certifying its stoves for Ecodesign 2022. Where you see the Ecodesign logo on our SOLIS and Classic range, they have already been certified for Ecodesign 2022.

CERTIFICATION AND TESTING

Before a product receives the Stanley seal of approval, our research and development team carry out exhaustive safety, quality and performance testing, measuring heat economy, CO emissions and build durability. Every stove is then independently tested and approved to the relevant European Standard.



Waterford Stanley



AGA

RANGEMASTER
UNRIVALLED PERFORMANCE

NOVY

LA CORNUE

KAMADOJOE



RAYBURN

Falcon

MERCURY

MASTERBUILT

BILBERRY

Waterford
STOVEWORKS

DELI VITA



Republic of Ireland:

Sales Dept. 051 302 302
Service Dept. 051 302 333

Northern Ireland:

Sales & Service 028 8772 2195

You can also contact us on
sales@waterfordstanley.com or
service@waterfordstanley.com

United Kingdom:

ABGO Sales & Spare Parts
01902 790 900 or
waterfordstanley@abgo.co.uk

YOUR STANLEY STOCKIST: